

# Dearborn™ Marine

## The Premier Choice for Marine Applications



**F**or tough, seaworthy wire and cable, Alpha Wire's Dearborn brand of products delivers performance in the most challenging environments for electrical components and electronic systems, with the ever-present potential for corrosion and other harmful effects from moisture, salt, oil, and gases.

Whether you are building new pleasure or commercial watercraft or maintaining existing boats, our marine products will satisfy your most stringent requirements.

### Complete line for every marine application

From wiring of engines, batteries, and bilge pumps to cables for communications, instrumentation, and electronics, you will find the exact wire or cable you need. Cables are color-coded to meet boating industry standards.

### Marine wire

High-grade marine wire for the full spectrum of marine applications, including wiring of engines, batteries, and bilge pumps.

### Marine cable

A complete line of multi-conductor cables, designed specifically for marine environments. Ideally suited for multiple applications, including communications, instrumentation, and electronics.

### Marine heat-shrink tubing

To protect cable terminations and provide a watertight connection, we offer marine grade heat-shrink tubing with an operating temperature range of -55°C to +130°C for protecting electrical connections, and spiral wrap and split ducts for managing and organizing wires and cables.

### Marine ready

Our cables meet various specifications to ensure regulatory compliance and seaworthiness:

- **UL Standard 1426: Electrical Cable for Boats**
- **SAE J378: Marine Propulsion Systems Wiring**
- **SAE J1127: Low-Voltage Battery Cables**
- **SAE J1128: Low-Voltage Primary Cables**
- **ABYC E-11-2008: Standard for AC and DC Electrical Systems on Boats**
- **ABYC E-10-2006: Storage Batteries**
- **USCG: Title 33, CFR 183 Subpart I, Section 183**

### Designed to perform

Dearborn marine wire and cable use corrosion-resistant annealed tinned copper conductors with Type 3 marine stranding for extra flexibility and service life. A choice of round or flat multiconductor cables means easier handling and routing.

- **Rugged PVC insulation and jackets, rated to 105°C**
- **Easy circuit identification with color-coded conductors**
- **Shielded cable available for EMI protection**
- **UL VW-1 flame retardant**
- **Convenient, easy to use packaging in lengths as low as 50 feet**
- **Resistant to oil, chemicals, solvents, and sea water**
- **Premium high-performance with tinned conductors**

### The Premier Choice for Marine Applications

Application	Configuration	No. of Conductors	Wire Gauge Range	Features
Engine wiring	Flat (parallel) or round	1 - 3	18 - 6	Color-coded with white jackets
Battery	Round	1	8 - 4/0	Extra flexible stranding
Speaker cable	Round	1	22 - 14	Ripcord construction
Bonding cable	Round	1	6 - 4	Resists oil, fungus, chemicals, and heat Retards electrolytic corrosion
Telephone cable	Round	2 - 3	22	High-density polyethylene insulation
Communications and control	Round	2 - 7	18 - 16	Shielded and unshielded
RFI shielded cable	Round	2 - 3	18 - 14	Foil shield, 100% coverage
Duplex shielded cable	Round	2	16 - 10	Foil + braid for maximum shielding
Bilge pump	Round	3	18 - 14	Water-resistant construction Resistant to gasoline, oils, solvents, and salt water
Trailer cable	Flat (parallel) or round	3 - 4	16 - 12	See-through insulation for easier installation

### Required Marine Wiring Color Codes

Direct Current Systems, Under 50 Volts	
Color	Use
Green	Bonding
White or Black	Return, negative main
Red	Positive mains, particularly unfused


Notes: (1) The colors shall be reserved for the uses as indicated, only.  
(2) When the color (White or Black) is selected for the negative side of the system, it shall be used throughout the system to the exclusion of the other color.

### Recommended Marine Wiring Color Codes

Direct Current Systems, Under 50 Volts		
Color	Item	Use
Yellow w/Red Stripe	Starting circuit	Starting switch to solenoid
Yellow	Generator or alternator field	Generator or alternator field to regulator field
	Bilge blowers	Terminal fuse or switch to blowers
Dark Gray	Navigation lights	Fuse or switch to lights
	Tachometer	Tachometer sender to gauge
Brown	Generator armature	Generator armature to regulator
	Alternator charge light	Generator terminal or alternator auxiliary terminal to light to regulator
	Pumps	Fuse or switch to pumps
Orange	Accessory feed	Ammeter to alternator or generator output and accessory fuses or switches
	Accessory common feed	Distribution panel to accessory switch
Purple	Ignition	Ignition switch to coil and electrical instruments
	Instrument feed	Distribution panel to electric instruments
Dark Blue	Cabin and instrument lights	Fuse or switch to lights
Light Blue	Oil pressure	Sender to gauge
Tan	Water temperature	Water temperature sender to gauge
Pink	Fuel gauge	Fuel gauge sender to gauge

# Dearborn™ Marine Wire

## 50 V Standard-Grade Primary Wire



**SAE J1128 Type GPT**  
**SAE J378B**

Part No.	Wire Size		Stranding		Insulation Thickness		Nominal Diameter	
	AWG	mm <sup>2</sup>	AWG	mm	Inch	mm	Inch	mm
<b>PWM1816</b>	18	0.81	16/30	16 x 0.25	0.023	0.58	0.093	2.36
<b>PWM1619</b>	16	1.23	19/29	19 x 0.29	0.023	0.58	0.103	2.62
<b>PWM1419</b>	14	1.94	19/27	19 x 0.36	0.023	0.58	0.117	2.97
<b>PWM1219</b>	12	3.08	19/25	19 x 0.46	0.026	0.66	0.142	3.61
<b>PWM1019</b>	10	4.92	19/23	19 x 0.57	0.034	0.86	0.176	4.47
<b>PWM0819</b>	8	7.82	19/21	19 x 0.72	0.037	0.94	0.216	5.49
<b>PWM0619</b>	6	12.4	19/19	19 x 0.91	0.043	1.09	0.337	8.56

### Operating Temperature

- -40°C to +105°C

### Insulation Color Coding

- Black, red, orange, yellow, green, blue, violet, white, brown, slate

### Materials

- Stranded bare copper conductors
- PVC insulation

### Availability

100 ft (30.5 m)

500 ft (152 m)

1000 ft (305 m)


**Bulk, cut to length**

(Minimums may apply)



# Dearborn™ Marine Wire

## 600 V Premier Battery Wire



**UL AWM 1283 VW-1**  
**UL BC-5W2**  
**UL Oil Res 1**  
**CSA AWM I A/B FT1**  
**CSA TEW-105**  
**ABYC**  
**Coast Guard**  
**SAE J378B, J1127 Type SGT**  
**(50 V)**

### Operating Temperature

- -20°C to +105°C

### Insulation Color Coding

- White, black, red, green, yellow, blue, brown, orange, slate, violet

### Materials

- Corrosion-resistant stranded tinned copper conductors
- PVC insulation

### Availability


100 ft (30.5 m)  
 500 ft (152 m)  
 1000 ft (305 m)  
 (Minimums may apply)

Part No.	Wire Size		Stranding		Insulation Thickness		Nominal Diameter	
	AWG	mm <sup>2</sup>	AWG	mm	Inch	mm	Inch	mm
<b>PBM0830</b>	8	8.51	168/30 (7 x 24)	168 x 0.25	0.060	1.52	0.294	7.47
<b>PBM0630</b>	6	13.5	266/30 (7 x 38)	266 x 0.25	0.060	1.52	0.339	8.61
<b>PBM0430</b>	4	21.3	420/30 (7 x 60)	420 x 0.25	0.065	1.65	0.404	10.26
<b>PBM0230</b>	2	33.7	665/30 (7 x 95)	665 x 0.25	0.065	1.65	0.471	11.96
<b>PBM0130</b>	1	42.4	836/30 (19 x 44)	836 x 0.25	0.082	2.08	0.529	13.44
<b>PBM0001</b>	1/0	53.9	1064/30 (19 x 56)	1064 x 0.25	0.082	2.08	0.570	14.48
<b>PBM0002</b>	2/0	67.0	1323/30 (7 x 7 x 27)	1323 x 0.25	0.082	2.08	0.648	16.46
<b>PBM0003</b>	3/0	84.4	1666/30 (7 x 7 x 34)	1666 x 0.25	0.082	2.08	0.659	16.74
<b>PBM0004</b>	4/0	107	2109/30 (37 x 57)	2109 x 0.25	0.082	2.08	0.760	19.30



# Dearborn™ Marine Wire

## 600 V Premier Primary Wire



Part No.	Wire Size		Stranding		Insulation Thickness		Nominal Diameter	
	AWG	mm <sup>2</sup>	AWG	mm	Inch	mm	Inch	mm
<b>PPM1830</b>	18	0.81	16/30	16 x 0.25	0.031	0.79	0.109	2.77
<b>PPM1630</b>	16	1.32	26/30	26 x 0.25	0.031	0.79	0.122	3.10
<b>PPM1430</b>	14	2.08	41/30	41 x 0.25	0.031	0.79	0.136	3.45
<b>PPM1230</b>	12	3.29	65/30	65 x 0.25	0.032	0.81	0.152	3.86
<b>PPM1030</b>	10	5.32	105/30	105 x 0.25	0.032	0.81	0.185	4.67
<b>PPM0830</b>	8	8.51	168/30 (7 x 24)	168 x 0.25	0.032	0.81	0.232	5.89

**UL AWM 1015 VW-1**  
**UL AWM 1230**  
**UL Oil Res. 1**  
**UL BC-5W2**  
**CSA AWM I A/B FT1**  
**CSA TEW-105**  
**SAE J1128 Type GPT**  
**SAE J378B**  
**ABYC**  
**Coast Guard**

### Operating Temperature

- -20°C to +105°C

### Insulation Color Coding

- White, black, red, green, yellow, blue, brown, orange, slate, violet

### Materials

- Corrosion-resistant stranded tinned copper conductors
- PVC insulation


### Availability

100 ft (30.5 m)  
 500 ft (152 m)  
 1000 ft (305 m)  
 (Minimums may apply)



# Dearborn™ Marine Wire

## 600 V Bonding Marine Wire



Part No.	Wire Size		Stranding		Insulation Thickness		Nominal Diameter	
	AWG	mm <sup>2</sup>	AWG	mm	Inch	mm	Inch	mm
<b>PGM0849</b>	8	8.42	49/0.0184 (7 x 7)	49 x 0.47	0.060	1.52	0.286	7.26
<b>PGM0649</b>	6	13.3	49/0.0231 (7 x 7)	49 x 0.59	0.060	1.52	0.328	8.33
<b>PGM0449</b>	4	21.2	49/0.0292 (7 x 7)	49 x 0.74	0.065	1.65	0.393	9.98

- UL AWM 1028**
- UL BC-5W2**
- UL VW-1**
- UL Oil Res I**
- CSA AWM I A/B FT1**
- CSA TEW-105**
- SAE J1128**

### Operating Temperature

- -20C to +105°C (dry)
- -20C to +60°C (wet or oil)

### Insulation Color Coding

- Green

### Materials

- Corrosion-resistant stranded tinned copper conductors
- PVC insulation

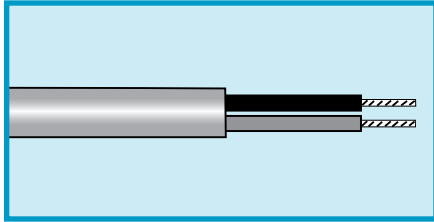
### Availability

- 100 ft (30.5 m)
- 500 ft (152 m)
- 1000 ft (305 m)
- Bulk, cut to length**
- (Minimums may apply)



# Dearborn™ Marine Cable

## 600 V Unshielded, Multiconductor, Premier Duplex Cable



**UL BC 5W2**  
**UL Oil Res. I**  
**UL VW-1**

### Operating Temperature

- -20°C to +105°C (dry)
- -20°C to +75°C (wet)

### Conductor Color Coding

- 1 Black, 2 Red

### Materials

- Corrosion-resistant stranded tinned copper conductors
- White PVC insulation

### Availability

100 ft (30.5 m)  
 500 ft (152 m)  
 1000 ft (305 m)

(Minimums may apply)

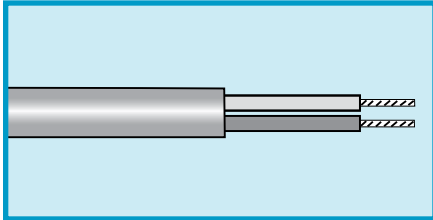
### Two-Conductor Cable

Part No.	Wire Size		Stranding		Insulation Thickness		Jacket Thickness		Cable Dimension	
	AWG	mm <sup>2</sup>	AWG	mm	Inch	mm	Inch	mm	Inch	mm
<b>PDM2002</b>	20	0.50	10/30	10 x 0.25	0.032	0.81	0.035	0.89	0.161 x 0.260	4.09 x 6.60
<b>PDM1802</b>	18	0.81	16/30	16 x 0.25	0.032	0.81	0.035	0.89	0.181 x 0.292	4.60 x 7.42
<b>PDM1602</b>	16	1.32	26/30	26 x 0.25	0.032	0.81	0.035	0.89	0.194 x 0.318	4.93 x 8.33
<b>PDM1402</b>	14	2.08	41/30	41 x 0.25	0.032	0.81	0.035	0.89	0.208 x 0.346	5.28 x 8.79
<b>PDM1202</b>	12	3.29	65/30	65 x 0.25	0.032	0.81	0.035	0.89	0.227 x 0.384	5.77 x 9.75
<b>PDM1002</b>	10	5.32	105/30	105 x 0.25	0.032	0.81	0.035	0.89	0.252 x 0.434	6.40 x 11.02
<b>PDM0802</b>	8	8.51	168/30	168 x 0.25	0.048	1.22	0.035	0.89	0.334 x 0.598	8.48 x 15.19
<b>PDM0602</b>	6	13.5	266/30	266 x 0.25	0.060	1.52	0.035	0.89	0.403 x 0.736	10.24 x 18.69



# Dearborn™ Marine Cable

600 V Unshielded, Multiconductor, Premier Duplex Safety Cable



**UL BC 5W2**  
**UL Oil Res. I**  
**UL VW-1**

**Operating Temperature**

- -20°C to +105°C (dry)
- -20°C to +75°C (wet)

**Conductor Color Coding**

- 1 Yellow, 2 Red

**Materials**

- Corrosion-resistant stranded tinned copper conductors
- White PVC insulation

**Availability**

**100 ft (30.5 m)**  
**500 ft (152 m)**

(Minimums may apply)

**Two-Conductor Cable**

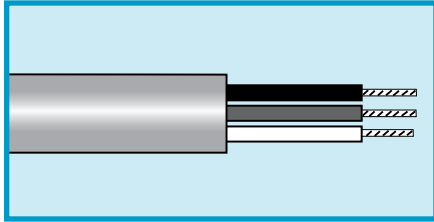
Part No.	Wire Size		Stranding		Insulation Thickness		Jacket Thickness		Cable Dimension	
	AWG	mm <sup>2</sup>	AWG	mm	Inch	mm	Inch	mm	Inch	mm
<b>PDS1802</b>	18	0.81	16/30	16 x 0.25	0.032	0.81	0.035	0.89	0.280 x 0.172	7.11 x 4.37
<b>PDS1602</b>	16	1.32	26/30	26 x 0.25	0.032	0.81	0.035	0.89	0.322 x 0.194	8.18 x 4.93
<b>PDS1402</b>	14	2.08	41/30	41 x 0.25	0.032	0.81	0.035	0.89	0.356 x 0.211	9.04 x 5.36
<b>PDS1202</b>	12	3.29	65/30	65 x 0.25	0.032	0.81	0.035	0.89	0.392 x 0.230	9.96 x 5.84
<b>PDS1002</b>	10	5.32	105/30	105 x 0.25	0.032	0.81	0.035	0.89	0.450 x 0.250	11.43 x 6.35
<b>PDS0802</b>	8	8.51	168/30	168 x 0.25	0.048	1.22	0.035	0.89	0.608 x 0.336	15.44 x 8.53
<b>PDS0602</b>	6	13.50	266/30	266 x 0.25	0.060	1.52	0.035	0.89	0.750 x 0.420	19.05 x 10.67





# Dearborn™ Marine Cable

## 600 V Unshielded, Multiconductor, Premier Triplex Cable



**UL BC 5W2**  
**UL Oil Res. I**  
**UL VW-1**

### Operating Temperature

- -20°C to +105°C (dry)
- -20°C to +75°C (wet)

### Conductor Color Coding

- 1 Black (ungrounded)
- 2 Green (ground)
- 3 White (ground neutral)

### Materials

- Corrosion-resistant stranded tinned copper conductors
- White PVC insulation

### Availability

- 100 ft (30.5 m)
  - 500 ft (152 m)
  - 1000 ft (305 m)
- (Minimums may apply)

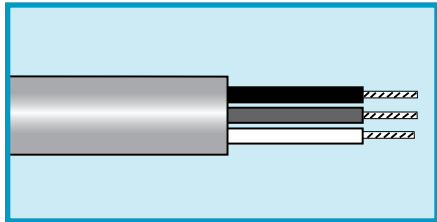
### Three-Conductor Cable

Part No.	Wire Size		Stranding		Insulation Thickness		Jacket Thickness		Cable Dimension	
	AWG	mm <sup>2</sup>	AWG	mm	Inch	mm	Inch	mm	Inch	mm
<b>PFM1603</b>	16	1.32	26/30	26 x 0.25	0.032	0.81	0.035	0.89	0.194 x 0.442	4.93 x 11.23
<b>PFM1403</b>	14	2.08	41/30	41 x 0.25	0.032	0.81	0.035	0.89	0.208 x 0.484	5.28 x 12.29
<b>PFM1203</b>	12	3.29	65/30	65 x 0.25	0.032	0.81	0.035	0.89	0.227 x 0.541	5.77 x 13.74
<b>PFM1003</b>	10	5.32	105/30	105 x 0.25	0.032	0.81	0.035	0.89	0.252 x 0.616	6.40 x 15.65
<b>PFM0803</b>	8	8.51	168/30	168 x 0.25	0.048	1.22	0.035	0.89	0.302 x 0.766	7.67 x 19.46
<b>PFM0603</b>	6	13.50	266/30	266 x 0.25	0.060	1.52	0.035	0.89	0.379 x 0.997	9.63 x 25.32



# Dearborn™ Marine Cable

## 600 V Unshielded, Multiconductor, Premier Round Cable



**UL BC 5W2**  
**UL Oil Res. I**  
**UL VW-1**

**Operating Temperature**

- -20°C to +105°C (dry)
- -20°C to +75°C (wet)

**Conductor Color Coding**

- Two-Cond. Cable: 1 Black, 2 Red
- Three-Cond. Cable: 1 White, 2 Black, 3 Green
- Four-Cond. Cable: 1 White, 2 Black, 3 Green, 4 Red

**Materials**

- Corrosion-resistant stranded tinned copper conductors
- PVC insulation
- White PVC jacket

**Availability**

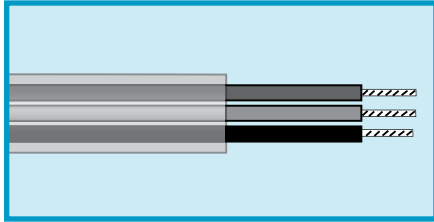
- 100 ft (30.5 m)
- 500 ft (152 m)
- 1000 ft (305 m)

Part No.	Conductors	Wire Size		Stranding		Insulation Thickness		Jacket Thickness		Nominal Diameter	
		AWG	mm <sup>2</sup>	AWG	mm	Inch	mm	Inch	mm	Inch	mm
PRM1602	2	16	1.32	26/30	26 x 0.25	0.032	0.81	0.035	0.89	0.324	8.23
PRM1603	3	16	1.32	26/30	26 x 0.25	0.032	0.81	0.035	0.89	0.344	8.74
PRM1604	4	16	1.32	26/30	26 x 0.25	0.032	0.81	0.035	0.89	0.376	9.55
PRM1402	2	14	2.08	41/30	41 x 0.25	0.032	0.81	0.035	0.89	0.352	8.94
PRM1403	3	14	2.08	41/30	41 x 0.25	0.032	0.81	0.035	0.89	9.374	9.50
PRM1404	4	14	2.08	41/30	41 x 0.25	0.032	0.81	0.035	0.89	0.410	10.41
PRM1202	2	12	3.29	65/30	65 x 0.25	0.032	0.81	0.035	0.89	0.390	9.91
PRM1203	3	12	3.29	65/30	65 x 0.25	0.032	0.81	0.035	0.89	0.415	10.54
PRM1204	4	12	3.29	65/30	65 x 0.25	0.032	0.81	0.035	0.89	0.456	11.58
PRM1002	2	10	5.32	105/30	105 x 0.25	0.032	0.81	0.035	0.89	0.400	10.16
PRM1003	3	10	5.32	105/30	105 x 0.25	0.032	0.81	0.035	0.89	0.469	11.91
PRM1004	4	10	5.32	105/30	105 x 0.25	0.032	0.81	0.035	0.89	0.517	13.13
PRM0803	3	8	8.51	168/30	266 x 0.25	0.048	1.22	0.035	0.89	0.646	16.41
PRM0804	4	8	8.51	168/30	266 x 0.25	0.048	1.22	0.035	0.89	0.716	18.19
PRM0603	3	6	13.5	266/30	266 x 0.25	0.060	1.52	0.035	0.89	0.794	20.17
PRM0604	4	6	13.5	266/30	266 x 0.25	0.061	1.55	0.035	0.89	0.888	22.56



# Dearborn™ Marine Cable

## 600 V Unshielded, Multiconductor, Premier Clear Cote™ Cable



**UL BC 5W2**  
**UL Oil Res. I**  
**UL VW-1**  
**SAE J378B, J1128 Types GPT and HDT**

### Operating Temperature

- -20°C to +105°C (dry)
- -20°C to +75°C (wet)

### Conductor Color Coding

- 1 Black, 2 Red, 3 Green

### Materials

- Corrosion-resistant stranded tinned copper conductors
- PVC insulation
- Clear PVC jacket

### Availability

- 100 ft (30.5 m)
  - 500 ft (152 m)
  - 1000 ft (305 m)
- (Minimums may apply)

### Three-Conductor Round Cable

Part No.	Wire Size		Stranding		Insulation Thickness		Jacket Thickness		Nominal Diameter	
	AWG	mm <sup>2</sup>	AWG	mm	Inch	mm	Inch	mm	Inch	mm
<b>PCM1603R</b>	16	1.32	26/30	26 x 0.25	0.032	0.81	0.035	0.89	0.292	7.42
<b>PCM1403R</b>	14	2.08	41/30	41 x 0.25	0.032	0.81	0.035	0.89	0.329	8.36
<b>PCM1203R</b>	12	3.29	65/30	65 x 0.25	0.032	0.81	0.035	0.89	0.370	9.40


### Two-Conductor Parallel Cable

Part No.	Wire Size		Stranding		Insulation Thickness		Jacket Thickness		Nominal Size	
	AWG	mm <sup>2</sup>	AWG	mm	Inch	mm	Inch	mm	Inch	mm
<b>PCM1802</b>	18	0.81	16/30	16 x 0.25	0.032	0.81	0.022	0.56	0.244 x 0.140	6.20 x 3.56
<b>PCM1602</b>	16	1.32	26/30	26 x 0.25	0.032	0.81	0.022	0.56	0.272 x 0.144	6.91 x 3.66
<b>PCM1402</b>	14	2.08	41/30	41 x 0.25	0.032	0.81	0.022	0.56	0.306 x 0.161	7.77 x 4.09
<b>PCM1202</b>	12	3.29	65/30	65 x 0.25	0.032	0.81	0.022	0.56	0.197 x 0.350	5.00 x 8.89
<b>PCM1002</b>	10	5.32	105/30	105 x 0.25	0.032	0.81	0.022	0.56	0.226 x 0.408	5.74 x 10.36
<b>PCM0802</b>	8	8.51	168/30	168 x 0.25	0.048	1.22	0.050	1.27	0.364 x 0.628	9.25 x 15.95



# Dearborn™ Marine Cable

## 300 V Unshielded, Multiconductor, Premier Speaker Cable



### Operating Temperature

- -20°C to +60°C

### Conductor Color Coding

- Clear

### Materials

- Stranded copper conductors, one bar, one tinned
- PVC insulation

### Availability

- 100 ft (30.5 m)
  - 500 ft (152 m)
  - 1000 ft (305 m)
- (Minimums may apply)

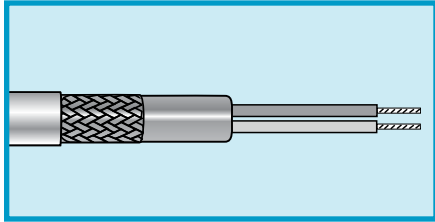
### Two-Conductor Ripcord Cable

Part No.	Wire Size		Stranding		Insulation Thickness		Nominal Size	
	AWG	mm <sup>2</sup>	AWG	mm	Inch	mm	Inch	mm
<b>PAM1602</b>	16	1.32	26/30	26 x 0.25	0.027	0.69	0.115 x 0.230	2.92 x 5.84
<b>PAM1402</b>	14	2.08	41/30	41 x 0.25	0.027	0.69	0.140 x 0.290	3.56 x 7.37



# Dearborn™ Marine Cable

## 600 V Foil/Braid Shielded, Multiconductor, Duplex Cable



**UL BC 5W2**  
**UL VW-1**

**Operating Temperature**

- -20°C to +105°C (dry)
- -20°C to +75°C (wet)

**Conductor Color Coding**

- 1 Yellow, 2 Red

**Materials**

- Corrosion-resistant stranded tinned copper conductors

- PVC insulation
- Foil + braid shield  
Aluminum/polyester foil  
Tinned copper braid
- White PVC jacket

**Availability**

- 100 ft (30.5 m)
  - 500 ft (152 m)
  - 1000 ft (305 m)
- (Minimums may apply)


**Two-Conductor Cable**

Part No.	Wire Size		Stranding		Insulation Thickness		Nominal Size	
	AWG	mm <sup>2</sup>	AWG	mm	Inch	mm	Inch	mm
<b>PSD1602</b>	16	1.32	26/30	26 x 0.25	0.032	0.81	0.340	8.64
<b>PSD1002</b>	10	5.32	105/30	105 x 0.25	0.032	0.81	0.438	11.13



# Dearborn™ Marine Cable

50 V Unshielded, Multiconductor, Bonded Duplex Primary Cable



**SAE J1128 Type GPT  
SAE J378B**

**Operating Temperature**

- -20°C to +105°C

**Conductor Color Coding**

- 1 Black, 2 Red

**Materials**

- Corrosion-resistant stranded bare copper conductors
- PVC insulation

**Availability**

- 100 ft (30.5 m)
  - 500 ft (152 m)
  - 1000 ft (305 m)
- (Minimums may apply)

Part No.	Wire Size		Stranding		Insulation Thickness		Nominal Size	
	AWG	mm <sup>2</sup>	AWG	mm	Inch	mm	Inch	mm
<b>PWM1802B</b>	18	0.81	16/0.009	16 x 0.23	0.023	0.58	0.094 x 0.189	2.39 x 4.80
<b>PWM1602B</b>	16	1.23	19/29	19 x 0.29	0.023	0.58	0.102 x 0.204	2.59 x 5.18
<b>PWM1402B</b>	14	1.94	19/27	19 x 0.36	0.023	0.58	0.117 x 0.235	2.97 x 5.97
<b>PWM1202B</b>	12	3.08	19/25	19 x 0.45	0.023	0.58	0.142 x 0.285	3.61 x 7.24
<b>PWM1002B</b>	10	4.92	19/23	19 x 0.57	0.023	0.58	0.176 x 0.353	4.47 x 8.97



# Dearborn™ Marine Cable

## 600 V Unshielded, Multiconductor, Flat Bonded Trailer Cable



### SAE J378/J1128 Type GPT

#### Operating Temperature

- -20°C to +105°C

#### Conductor Color Coding

- 1 Brown, 2 Yellow, 3 Green, 4 White

#### Materials

- Stranded bare copper conductors
- PVC insulation

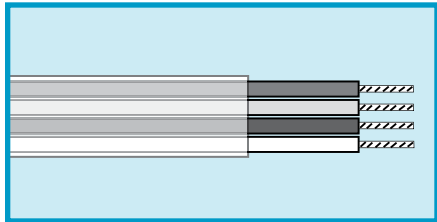
#### Availability

100 ft (30.5 m)  
**Bulk, cut to length**  
 (Minimums may apply)

Part No.	Conductors	Wire Size		Stranding		Insulation Thickness		Nominal Size	
		AWG	mm <sup>2</sup>	AWG	mm	Inch	mm	Inch	mm
<b>PTB1603</b>	3	16	1.23	19/29	19 x 0.29	0.023	0.58	0.013 x 0.309	2.62 x 7.85
<b>PTB1604</b>	4	16	1.23	19/29	19 x 0.29	0.023	0.58	0.103 x 0.412	2.62 x 10.46

# Dearborn™ Marine Cable

600 V Unshielded, Multiconductor, Premier Round Trailer Cable



## UL BC 5W2

### Operating Temperature

- -20°C to +105°C

### Conductor Color Coding

#### Conductor Colors

- 1 Brown, 2 Yellow, 3 Green, 4 White

### Materials

- Corrosion-resistant stranded tinned copper conductors
- Clear PVC jacket

### Availability

100 ft (30.5 m)

1000 ft (305 m)

Bulk, cut to length

(Minimums may apply)

### Four-Conductor Cable

Part No.	Wire Size		Stranding		Insulation Thickness		Nominal Size	
	AWG	mm <sup>2</sup>	AWG	mm	Inch	mm	Inch	mm
<b>PTM1604</b>	16	1.32	26/30	26 x 0.25	0.031	0.79	0.399	10.13
<b>PTM1404</b>	14	2.08	41/30	41 x 0.25	0.031	0.79	0.440	11.18

